


# Home Repair and Remodeling

## Best Management Practices for Construction Activities

- Landscaping/Foundation Work
- Painting and Paint Cleanup
- Concrete, Masonry, and Tile Work
- General Construction



## Who should use this brochure?

- Homeowners
- Do-it yourself remodelers
- General contractors

## Preventing Pollution: It's Up to Us

In the Santa Clara Valley, storm drains transport water directly to local creeks and San Francisco Bay, without treatment. Stormwater pollution is a serious problem for wildlife dependent on our waterways and for people who live near polluted streams or baylands. Some common sources of this pollution include spilled oil, fuel, and fluids from vehicles and heavy equipment; construction debris; sediment created by erosion, landscaping runoff containing pesticides or weed killers; and materials such as used motor oil, antifreeze, and paint products that people pour or spill into streets or storm drains.

Thirteen valley municipalities have joined together with Santa Clara County and the Santa Clara Valley Water District to educate local residents and businesses and fight stormwater pollution. Join us, by following the practices described in this pamphlet.

## Doing the Job Right


This brochure is for **homeowners**, and **do-it-yourself remodelers** who have access to residential household hazardous waste disposal programs. Contractors and other professionals should refer to the Santa Clara Valley Urban Runoff Pollution Prevention Program's other publications in this series of brochures, and to *Blueprint for a Clean Bay*, a manual of best-management practices for construction-related industries.

Keep waterway protection in mind whenever you or people you hire work on your house or property. The property owner is ultimately responsible for correcting any pollution problems caused by construction activities. Penalties may be more severe if storm drain pollution is not reported promptly.

## Painting and Paint Cleanup

All paints, solvents, and adhesives contain chemicals that are harmful to aquatic animals and other wildlife in our creeks and Bay. Toxic chemicals may come from liquid or solid products or from cleaning residues on rags. It is especially important not to clean brushes or painting equipment (buckets, pans, hoses, etc.) in an area where paint or paint cleanup water can flow to a gutter, street, or storm drain.

### Paint Cleanup



- Never clean **brushes** or rinse **paint containers** into a street, gutter, storm drain, or stream.
- For **water-based paints**, paint out brushes on scrap material to the extent possible, and rinse into a drain that goes to the sanitary sewer (i.e. indoor plumbing).
- For **oil-based paints**, paint out brushes to the extent possible before soaking in paint thinner to clean. Filter and reuse thinner and solvents. Dispose of unwanted oil-based paint, used thinner, and paint residue at a hazardous waste collection event.
- When they are thoroughly dry, empty paint cans, spent brushes, rags, and drop cloths may be disposed of as trash. Leave the lids off paint cans so the refuse collector can see that they are empty.
- Dispose of empty aerosol paint cans as household hazardous waste.

### Paint Removal

- Buildings constructed before 1978 may have lead paint. Test paint for lead by taking paint scrapings to a local laboratory.



## Concrete, Masonry, and Tile Work

- Don't mix up more fresh concrete or cement than you need for each project.
- Cover and protect bags of cement and plaster after they are open. Be sure to keep wind-blown cement powder away from gutters, storm drains, rainfall, and runoff.
- Wash down exposed aggregate concrete only when wash water can flow onto a dirt area, or be collected, pumped, and disposed of properly. Make sure runoff does not reach gutters or storm drains.
- Never wash excess material from bricklaying or patio or driveway construction into a street or storm drain. Empty mixing container onto a dirt area, or allow material to dry and put in trash.
- Dispose of small amounts of excess dry concrete, grout, and mortar in the trash. Call your local refuse hauler for weight and size limits.
- Collect and reuse excess abrasive gravel and sand.
- Never hose down driveways, sidewalk, or streets.

## General Construction

- Keep all construction debris away from the street, gutter, and storm drain.
- During cleanup, check the street and gutters for sediment, refuse, or debris. Look around the corner or downstream for material that may have already traveled away from your property.
- If you or your contractor keep a dumpster at your site, be sure it is securely covered with a lid or tarp when it is not in use.
- Place portable toilets away from storm drains. Make sure toilets are in working order. Check frequently for leaks.

## Household Hazardous Waste Disposal

For information, contact your City's program or the Santa Clara County Household Hazardous Waste Program, (408) 299-7300.

For Palo Alto residents, household hazardous waste is collected monthly at the Regional Water Quality Control Plant, 2501 Embarcadero Way. Most events are on the first Saturday of the month, from 9 a.m. until noon. For information, call (650) 496-6980.

City of Santa Clara collection events are held twice a year. Call (408) 984-3080.

## Construction Materials & Equipment Reuse and Exchange

### CALMAX

Sacramento  
(916) 255-2369

Bi-monthly listing of available and wanted materials:  
[www.ciwmb.ca.gov/CaIMAX/](http://www.ciwmb.ca.gov/CaIMAX/)

### Urban Ore, Inc.

7<sup>th</sup> Street at Ashby, Berkeley  
(510) 235-0172

Building materials exchange, household goods, office furniture



## Recycling—Buy and sell building materials, concrete, asphalt, yard waste

### ABC Recycling Industries

Santa Clara  
(408) 732-9253  
Pallets, cardboard

### BFI – Waste Systems of North America, Inc.


San Jose  
(408) 432-1234

Construction demolition materials, concrete with/without rebar, asphalt and untreated wood (separation of these materials at the source of generation required)

### Butterick Enterprises

San Jose  
(408) 292-5687

Asphalt, concrete, mixed asphalt, rock, wood, construction demolition materials; on-site pickup available



### **C & M Diversified**

330 N. Montgomery St., San Jose

**(408) 294-5185**

Doors, filing cabinets, kitchen cabinets, plumbing fixtures, windows

### **Granite Rock**

San Jose

**(408) 574-3000**

Asphalt, concrete, concrete with rebar

### **Los Altos Garbage Company/Stevens Creek Disposal & Recycling**

Santa Clara

**(408) 970-5100**

Wood, toilets, construction demolition materials

### **Raish Products Recycling Yard**

143 Carl Road., Sunnyvale

**(408) 734-4245**

Asphalt, concrete

### **Recycle West**

Santa Clara

**(888) 366-7228**

Concrete, untreated wood, construction debris; on-site pickup available

### **The Recyclery**

San Jose

**(408) 262-1401**

Clean wood waste, clean concrete (<1'), asphalt

### **SRDC**

199 Seaport Blvd., Redwood City

**(650) 961-2742**

Brick, concrete, rock

### **San Martin Transfer and Recycling**

San Martin

**(408) 842-3358**

Asphalt, concrete, rocks, wood/demolition debris, untreated wood only; on-site pickup available

### **Valley Recycling**

San Jose

**(408) 297-5352**

Construction demolition debris

### **Zanker Resource Management**

705 Los Esteros Road, San Jose

**(408) 263-2383**

## **Landscaping/Foundation Work**

Intensive gardening, landscaping, and all excavation projects such as foundation repair or pool construction expose soils and increase the likelihood that garden chemicals and earth will wash into the storm drains. Be careful to control erosion and minimize runoff to all driveways, gutters, and storm drains.

- Schedule grading and excavation projects during dry weather.
- Cover excavated material and stockpiles of asphalt, sand, etc. with plastic tarps during the rainy season.
- Replant as soon as possible, with temporary vegetation such as annual grass seed if necessary. Revegetation provides excellent erosion control.
- Take care not to over apply pesticides, and use up leftover supply. Rinse empty containers, and use rinsewater as you would use the product. Dispose of empty rinsed containers in the trash.
- Dispose of unused pesticide as hazardous waste.
- Collect lawn and garden clippings, pruning waste, and tree trimmings. Many cities and landfills have yard waste collection and composting programs. Check with your municipality to see if yard waste pickup is available and what the collection requirements are.
- In areas with curbside pickup of yard waste place clippings and pruning waste in approved bags or containers.
- Do not blow or rake leaves, etc. into the street, or place yard waste in gutters or on dirt shoulders**, unless you are piling them for recycling (San Jose and unincorporated County only).
- In San Jose, leave yard waste for curbside recycling in piles in the street, 18 inches from the curb and completely out of the flow line of any storm drain. Or, take to a landfill that composts yard waste.

- Chemical **paint stripping** residues, including saturated rags, are a hazardous waste and should be taken to a household hazardous waste event.
- Chips and dust from **marine paints or paints containing lead, mercury or tributyl-tin** are hazardous wastes. Sweep up paint chips and properly store for household hazardous waste event.



### **Reuse/recycle leftover paints whenever possible**

- Use up excess paint or give it to a neighbor, or take it to a household hazardous waste event. Most household hazardous waste collection programs can recycle latex (water-based) paint.

## **Recycle:**

Plant material/tree branches, leaves, etc.

Wood, broken asphalt, and concrete (check with your local landfill)

Water-based paints (in some communities)

Used motor oil (curbside pickup in most communities)

Antifreeze (in some communities)

## **Take to a household hazardous waste drop-off event:**

Unused garden and household chemicals

Leftover paint

Used solvents

Paint stripping residue and rags

Used antifreeze

## **Dispose as trash:**

Construction debris from small projects

Dry, empty paint cans, spent brushes, rags, and drop cloths

Small amounts of dry mortar, grout, etc.

**Clean up all spills when they happen. Do not flush spills into storm drains. If construction materials or other wastes get into a gutter, storm drain, or creek, call your local spill response agency immediately! (See list on back of brochure.)**



## **Small Business Hazardous Waste Disposal Program**

Businesses that generate less than 27 gallons or 220 pounds of hazardous waste per month are eligible to use Santa Clara County's Small Business Hazardous Waste Disposal Program. Call (408) 299-7300 for a quote.

Palo Alto operates a similar program, with monthly collection, for small businesses. Call the City of Palo Alto, (650) 496-6980, or Greenfield Services Corporation, 1-800-433-5060 for information or to schedule an appointment.

This brochure is one in a series of pamphlets describing storm drain pollution prevention measures for specific types of construction industry activities. Other pamphlets include:

### **General Construction and Site Supervision**

### **Landscaping, Gardening, and Pool Maintenance**

### **Painting and Application of Solvents and Adhesives**

### **Fresh Concrete and Mortar Application**

### **Roadwork and Paving**

### **Earth-Moving Activities and Dewatering Activities**

### **Heavy Equipment Operation**

### **Home Repair and Remodeling**

For additional brochures, call **1-800-794-2482**.



Santa Clara Valley  
Urban Runoff  
Pollution Prevention Program

## **Spill Response Agencies:**

1. In the City of Santa Clara, call (408) 984-3080.
2. In the City of Palo Alto, call (650) 329-2413.
3. In the City of San Jose, Dial 9-1-1 if hazardous materials the storm drain system. For non-hazardous spills, call (408) 945-3000.
4. In other cities, **DIAL 9-1-1**
5. State Office of Emergency Services Warning Center (24 hours). . . . . **1-800-852-7550**
6. Santa Clara County Environmental Health Services. . . . .(408) 299-6930

## **Local Pollution Control Agencies**

County of Santa Clara  
Pollution Prevention Program. . . . .(408) 441-1195

County of Santa Clara Integrated Waste  
Management Program. . . . . (408) 441-1198

County of Santa Clara District Attorney  
Environmental Crimes Hotline. . . . .(408) 299-TIPS

Santa Clara County  
Recycling Hotline. . . . . 1-800-533-8414

Santa Clara Valley Water  
District. . . . .(408) 265-2600

Santa Clara Valley Water  
District Pollution Hotline. . . . .1-888-510-5151

San Jose/Santa Clara Water  
Pollution Control Plant. . . . . (408) 945-3000

*Serving Campbell, Cupertino, Los Gatos,  
Milpitas, Monte Sereno, San Jose, Santa  
Clara, Saratoga*

Sunnyvale Water Pollution Control Plant  
*Serving Sunnyvale. . . . . 408) 730-7270*

Regional Water Quality  
Control Plant. . . . .(650) 329-2598

*Serving East Palo Alto Sanitary District, Los  
Altos, Los Altos Hills, Mountain View, Palo  
Alto, Stanford*

Regional Water Quality Control Board  
San Francisco Bay Region. . . . . (510) 622-2300